

Scaled data based on original data using  
LM-79-08 Approved Method: Electrical and Photometric Measurements of Solid-  
State Lighting Products

Test Report Prepared for  
Cooper Lighting Solutions  
(formerly Eaton)

Brand: STREETWORKS

Report Number: P597423

Luminaire Tested: **PMM-SA3D-722-U-5WQ**

Issue Date: 5/27/2021

**Test Information**

Test Method: LM-79-08  
Report Number: P597423  
TEST IS SCALED FROM IESNA LM-79-08 TEST DATA (G2-1910-543-4)  
Test Lab: INNOVATIONS CENTER  
Issue Date: 5/27/2021  
Manufacturer: COOPER LIGHTING SOLUTIONS (FORMERLY EATON)  
Product Line: STREETWORKS  
Catalog Number: PMM-SA3D-722-U-5WQ  
Description: MESA POST TOP DECORATIVE LUMINAIRE. (3) LIGHTSQUARES WITH 16 LEDS EACH AND TYPE V WIDE OPTICS.  
Light Source: -  
Ballast/Driver: ELECTRONIC DRIVER

**Summary**

Lumens per Lamp: N/A  
Luminaire Lumens: 15697 lumens  
Efficiency: N/A  
Efficacy: 81.8 lumens/watt  
Luminous Opening: Rectangular (W 1' x L: 1' x H: 0')  
IES Classification: Type V - Short  
BUG Rating: B4 - U0 - G2

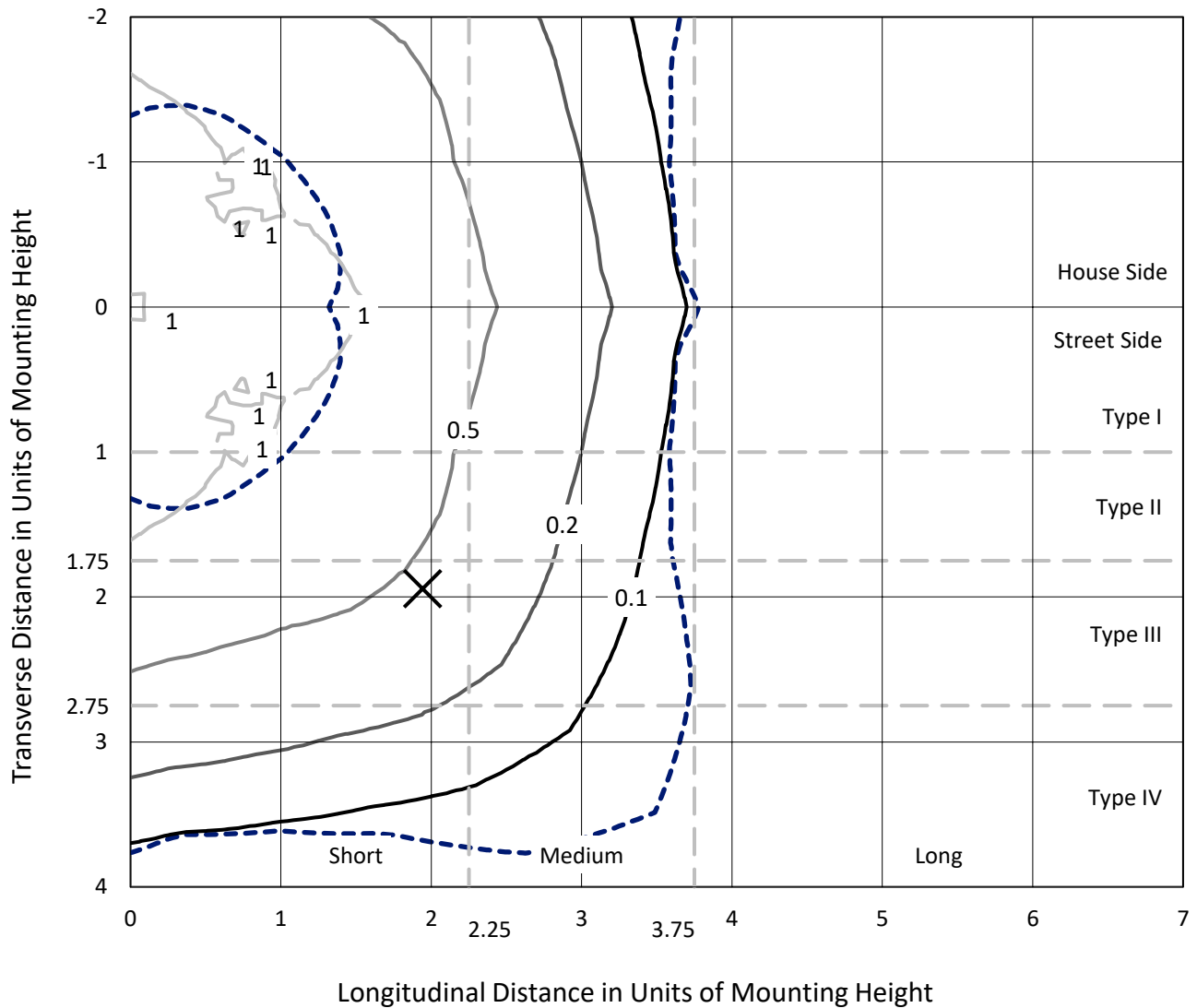
Input Watts (W): 192  
Input Voltage (V): NR  
Input Current (Ain): NR  
Voltage Rise (V): NR  
Power Factor: NR  
Total Harmonic Distortion (THDi): NR  
Frequency (hertz): 60  
Stabilization Time: NR  
Operation Time: NR  
Ambient Temperature (°C): NR  
Test Distance: 28.75 FT



REPORT NUMBER: P597423  
 CATALOG NUMBER: PMM-SA3D-722-U-5WQ

### Iso-Footcandle Lines of Horizontal Illumination

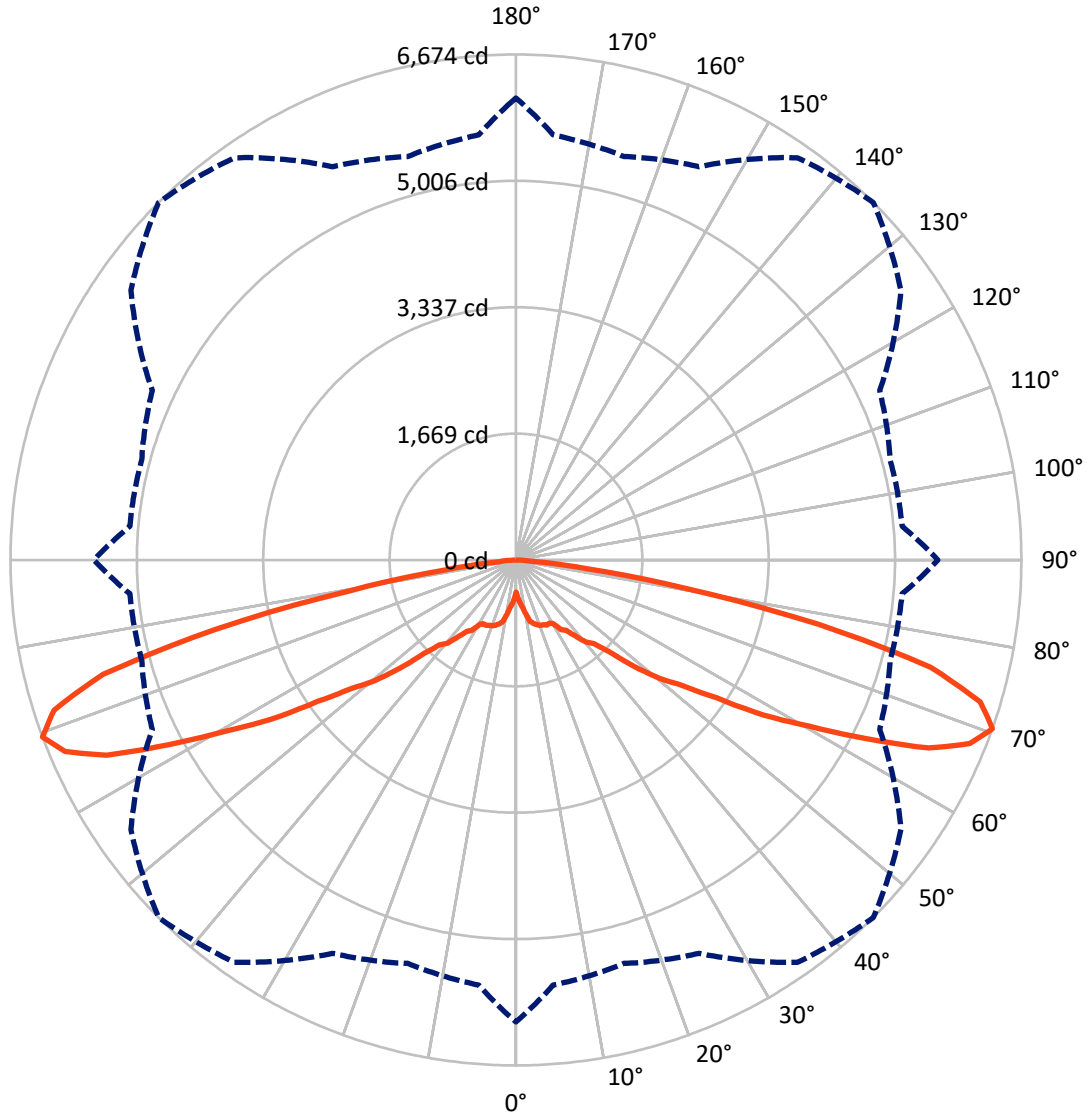
✕ Max cd  
 - - - 1/2 Max cd



Based on 25 foot mounting height. Maximum calculated value = 1.4 fc  
 Type V - Short - N/A

REPORT NUMBER: P597423  
CATALOG NUMBER: PMM-SA3D-722-U-5WQ

### Luminous Intensity Polar Plot



— Vertical Plane Through 45-Deg Lateral      - - - Horizontal Cone Through 70-Deg Vertical

REPORT NUMBER: P597423  
 CATALOG NUMBER: PMM-SA3D-722-U-5WQ

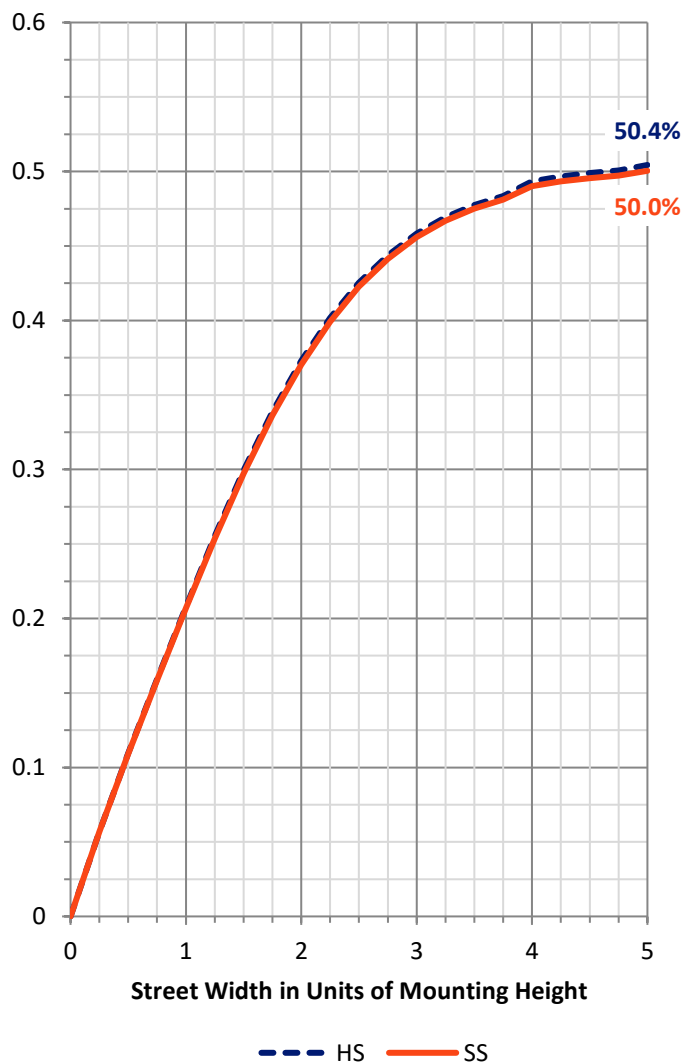
**FLUX DISTRIBUTION:**

		Downward	Upward	Total
<b>House Side</b>	Lumens	7848.5	0.0	7848.5
	% Fixture	50.0	0.0	50.0
<b>Street Side</b>	Lumens	7848.5	0.0	7848.5
	% Fixture	50.0	0.0	50.0
<b>Total</b>	Lumens	15697.0	0.0	15697.0
	% Fixture	100.0	0.0	100.0

**ZONAL LUMENS:**

Zone	Lumens	% Fixture
0°-10°	61.7	0.4
10°-20°	247.1	1.6
20°-30°	467.2	3.0
30°-40°	813.7	5.2
40°-50°	1555.6	9.9
50°-60°	3016.4	19.2
60°-70°	5281.8	33.6
70°-80°	3969.5	25.3
80°-90°	284.0	1.8
90°-100°	0.0	0.0
100°-110°	0.0	0.0
110°-120°	0.0	0.0
120°-130°	0.0	0.0
130°-140°	0.0	0.0
140°-150°	0.0	0.0
150°-160°	0.0	0.0
160°-170°	0.0	0.0
170°-180°	0.0	0.0
0°-90°	15697.0	100.0
0°-180°	15697.0	100.0

**Coefficient of Utilization**

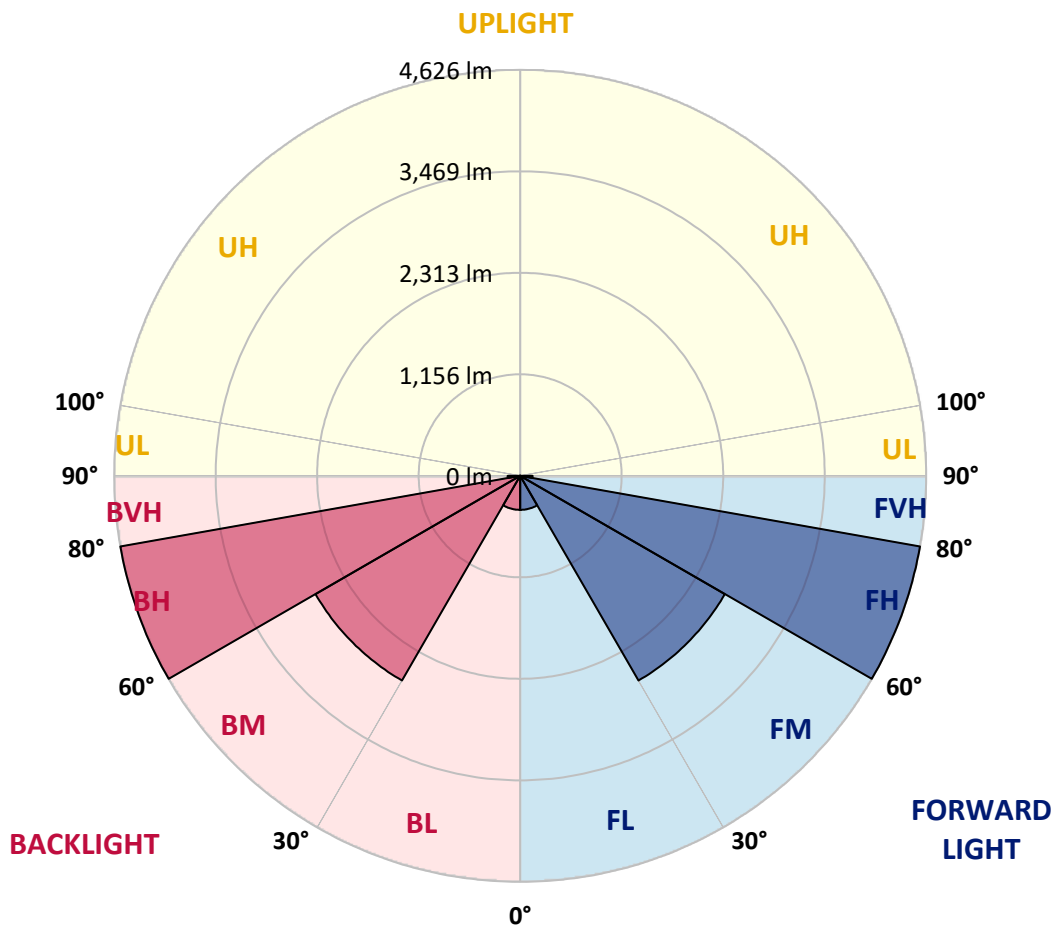


REPORT NUMBER: P597423  
 CATALOG NUMBER: PMM-SA3D-722-U-5WQ

**LUMINAIRE CLASSIFICATION SYSTEM LUMEN TABLE AND BUG RATING:**

Zone	Lumens	% Fixture	Zone Rating/Lumen Limit		
			B	U	G
FL (0°-30°)	388.0	2.5			
FM (30°-60°)	2692.8	17.2			
FH (60°-80°)	4625.7	29.5			G2/5000
FVH (80°-90°)	142.0	0.9			G2/225
BL (0°-30°)	388.0	2.5	B1/500		
BM (30°-60°)	2692.8	17.2	B3/5000		
BH (60°-80°)	4625.7	29.5	B4/5000		G2/5000
BVH (80°-90°)	142.0	0.9			G2/225
UL (90°-100°)	0.0	0.0		U0/0	
UH (100°-180°)	0.0	0.0		U0/0	

**BUG Rating: B4-U0-G2**  
 Type V Short





REPORT NUMBER: P597423  
 CATALOG NUMBER: PMM-SA3D-722-U-5WQ

**CANDELA DISTRIBUTION (FULL):**

	0°	5°	15°	25°	35°	45°	55°	65°	75°	85°	90°
0°	424.4	424.4	424.4	424.4	424.4	424.4	424.4	424.4	424.4	424.4	424.4
2.5°	516.4	508.5	483.5	484.7	496.3	497.5	498.7	483.5	479.8	510.9	512.7
5°	655.8	637.6	619.3	612.0	601.0	570.6	604.1	607.7	615.0	638.8	649.7
7.5°	749.0	726.5	701.5	686.3	656.4	631.5	658.9	681.4	696.0	722.8	738.0
10°	766.7	753.3	752.0	725.3	719.8	728.9	727.1	727.7	749.6	750.2	759.4
12.5°	822.1	831.8	812.9	803.8	809.3	831.8	813.6	805.6	811.1	836.1	825.7
15°	894.5	906.1	877.5	862.9	848.3	869.6	850.7	864.7	882.4	900.6	891.5
17.5°	974.9	975.5	936.6	882.4	895.2	898.2	891.5	879.9	930.5	974.3	970.1
20°	1018.8	1018.2	951.2	877.5	915.2	921.9	915.9	876.3	952.4	1012.7	1010.9
22.5°	1063.8	1050.4	970.1	910.4	924.4	929.9	915.9	912.2	970.1	1054.1	1053.5
25°	1088.2	1099.8	1011.5	974.3	962.7	950.0	962.1	968.2	1023.6	1105.8	1082.1
27.5°	1164.3	1145.4	1023.6	1020.0	995.6	945.1	987.1	1016.9	1020.0	1152.7	1177.1
30°	1233.1	1240.4	1078.4	1083.9	1039.5	975.5	1040.7	1088.2	1097.3	1241.6	1239.2
32.5°	1306.2	1309.2	1175.9	1119.2	1100.4	1097.9	1073.0	1114.4	1186.2	1301.9	1306.8
35°	1417.0	1442.0	1263.0	1186.8	1163.1	1138.7	1160.7	1197.8	1264.8	1438.3	1426.2
37.5°	1670.9	1631.4	1452.3	1294.6	1278.8	1269.0	1286.7	1313.5	1450.5	1635.6	1692.3
40°	1848.2	1829.3	1585.7	1473.0	1373.2	1425.5	1384.1	1487.7	1600.9	1830.5	1867.0
42.5°	2122.8	2038.8	1788.5	1649.0	1545.5	1508.4	1531.5	1666.7	1811.0	2066.8	2138.6
45°	2386.5	2256.8	2042.4	1919.4	1762.3	1723.3	1754.4	1913.3	2080.2	2282.3	2409.0
47.5°	2655.6	2521.6	2286.0	2108.2	1979.7	2096.0	1994.3	2145.3	2311.6	2546.6	2659.3
50°	2935.1	2786.5	2553.9	2360.3	2349.3	2452.2	2330.4	2407.8	2561.8	2805.4	2938.2
52.5°	3256.0	3095.9	2863.3	2732.3	2757.9	2751.2	2726.9	2712.9	2864.5	3103.8	3261.5
55°	3637.8	3464.9	3279.2	3218.9	3289.5	3213.4	3249.3	3244.5	3266.4	3437.5	3622.0
57.5°	4099.4	3904.0	3717.6	3704.2	3795.0	3866.8	3802.9	3710.9	3672.6	3838.8	4050.1
60°	4681.0	4441.0	4236.4	4194.4	4453.2	4452.6	4394.8	4188.9	4174.3	4362.5	4617.0
62.5°	5323.4	5031.1	4807.6	4740.6	5146.2	5191.9	5011.6	4642.6	4718.1	4869.7	5171.8
65°	5869.0	5517.7	5309.4	5291.1	5786.8	5988.4	5590.1	5085.3	5109.7	5235.7	5562.7
67.5°	6224.6	5801.4	5635.8	5724.1	6340.3	6466.4	6096.2	5381.3	5294.8	5347.2	5738.1
70°	6099.8	5634.6	5515.2	5729.6	6483.4	6674.0	6205.2	5298.4	5114.5	5117.0	5571.2
72.5°	5154.1	4711.4	4768.0	5161.4	6144.9	6412.2	5701.0	4785.7	4409.4	4400.2	4812.5
75°	3408.3	3112.3	3335.8	3949.0	5108.4	5655.3	4723.6	3751.1	3279.2	3125.7	3444.2
77.5°	1490.7	1452.9	1641.1	2334.1	3482.6	4075.7	3383.9	2450.4	1783.6	1483.4	1620.4
80°	399.5	390.9	490.8	885.4	1695.3	2244.6	1831.1	977.4	510.3	371.5	394.0
82.5°	145.5	149.2	182.1	247.8	558.4	945.1	608.3	285.6	193.0	158.3	158.3
85°	63.3	61.5	88.3	99.3	152.2	213.7	174.8	121.2	97.4	73.1	70.0
87.5°	17.1	21.3	29.8	31.1	39.6	32.3	46.3	42.6	36.5	25.6	20.7
90°	0.0	0.0	0.0	0.0	0.0	0.0	0.0	0.0	0.0	0.0	0.0

(END OF REPORT)